



Week beginning: 22th September 2019

'Achieving Excellence'

Our FS2 Learning Pathway

Dear Parents/Guardians,

Please accept our invitation to our first parents open morning that will take place on Monday 23rd of September from 8:00-10:00 in your child's class, followed by coffee with the Primary SLT in the canteen.

- ✓ A kind reminder that the school gates open at 7.15 am and the school day starts at 7.35am. Please ensure that your child is on time in the mornings as consistent lateness impacts his/her learning and his/her socialising time with their friends.
- ✓ We encourage the children to eat **healthy food!** A healthy snack for break time (**fruit/yoghurt**) and something healthy to eat at lunch time, e.g. sandwiches, pasta, rice. Please remember we are a **nuts free school (NO NUTS ALLOWED)**. We allow small treats (**chocolate, cakes**) **only on Thursdays**.
- ✓ Remember to remove jewelry on PE days.
- ✓ Check the school website at <https://www.aaess.org/> to access information regarding school events, the school calendar, the parent's handbook and various other AAESS information.
- ✓ Check your child's folder and sign your child's **communication book** every day. Any messages/letters from school will be in there.


PATHS	Communication Language and Literacy	<p>We will be learning the story of The Little Red Hen using the Talk 4 Writing method. Look at Pie Corbett (the creator of the Talk 4 Writing approach) story telling the story in this video https://www.youtube.com/watch?v=JdvJZD-cplg</p> <p>The children will learn the story with actions and will be facilitated learning opportunities related to the story</p> <div style="display: flex; justify-content: space-around; align-items: flex-start;"> <div style="border: 1px solid blue; border-radius: 15px; padding: 5px; text-align: center;">Learning opportunities</div> <div style="text-align: left;"> <ul style="list-style-type: none"> ✓ Story mapping ✓ Acting out a story </div> <div style="text-align: left;"> <ul style="list-style-type: none"> ✓ Role play ✓ Pencil control activities </div> </div> <p>Here is a link to the story https://www.youtube.com/watch?v=6VRi8HVSwes</p>		
	Phonics And Spellings	<p>We will continue our phonics journey by learning the sounds /t/ and /p/</p> <p>As the children begin to learn their sounds please encourage them to use the phoneme (the sound the letter makes) rather than the letter's name when they are completing activities at home.</p>		
	PSRN (Maths)	<p>The children will be working with numbers 1-5. We will learn to recognise them, count to 5 and write the numbers with correct formation.</p> <div style="display: flex; justify-content: space-around; align-items: flex-start;"> <div style="border: 1px solid blue; border-radius: 15px; padding: 5px; text-align: center;">Learning opportunities</div> <div style="text-align: left;"> <ul style="list-style-type: none"> ✓ Writing numbers ✓ Select correct numeral </div> <div style="text-align: left;"> <ul style="list-style-type: none"> ✓ Counting bears ✓ Number formation </div> </div> <p style="text-align: center;">to match a quantity</p>		
	Other Subjects	<p>EAD (Expressive Arts and Design)</p> <ul style="list-style-type: none"> ✓ Tiger's paper plates ✓ P arts and crafts 	<p>UW (Understanding the World)</p> <ul style="list-style-type: none"> ✓ Classroom rules ✓ Routines ✓ Learning to recognise our names 	<p>PD (Physical Development)</p> <ul style="list-style-type: none"> ✓ Gross motor skills ✓ Fine motor skills

With kind regards,
FS2 Team


'Achieving Excellence'

Home learning this week:

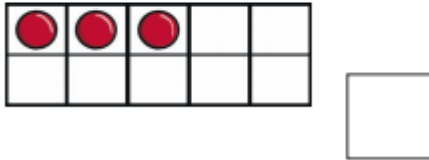
How many apples can you see?



How many fingers are being shown?



How many counters are in the ten-frame?



How many teddy bears are there?



- Encourage your child to use correct formation for numbers 1 to 5.
- Practice recognising your child's name. Write their name for them and discuss what letters/sounds they can see in their names.

Phonics

- Learn about the /t/ sound here:

<https://www.youtube.com/watch?v=VIPfxokADXY>

- Learn about the /p/ sound here:

<https://www.youtube.com/watch?v=Ma7ntsksyP8>

We are introducing precursive writing in FS2. Please use this letter formation with your child at home when practicing.



Up we go... down the tower ...
and off we go... across the tower



Up we go... down the pirate's plait and around his face





'Achieving Excellence'